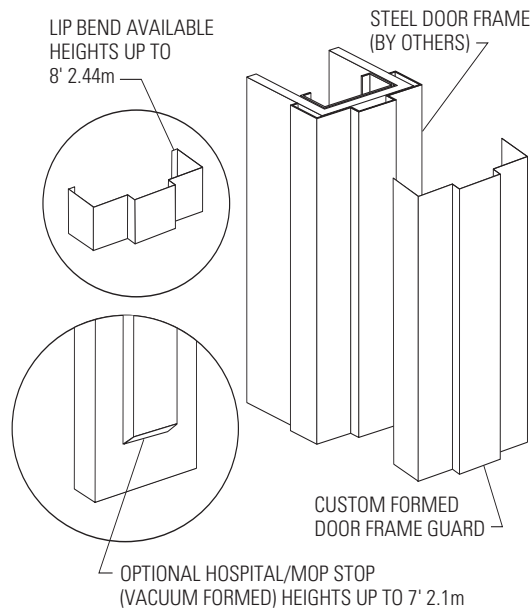








Custom Formed Vinyl Door Frame Guard



Product Guide 



-  Custom formed vinyl to your steel door frame specifications
-  Formed from .040" (1mm) and .060" (1.5mm) thick scratch and stain resistant rigid vinyl
-  Manufactured in heights up to 8' (2.44m)
-  UL & cUL (Canada accepted) as cladding material
-  Optional lip bend in heights up to 8' (2.44m)

IPC.442/REV.3

Custom Formed Vinyl Door Frame Guard Suggested Specifications

PART 1 - GENERAL

1.01 SUMMARY

A. Door frame guards for door protection

1.02 SECTION INCLUDES

A. Custom Formed Door Frame Guards

1.03 REFERENCES

A. American Society for Testing and Materials (ASTM)

B. National Building Code of Canada (NBC)

C. National Fire Protection Association (NFPA)

D. Society of Automotive Engineers (SAE)

E. Underwriters Laboratory (UL)

F. Underwriters Laboratory of Canada (ULC)

G. Underwriters Laboratory, Canada Accepted (cUL)

H. Uniform Building Code (UBC)

1.04 SYSTEM DESCRIPTION

A. Performance Requirements: Provide door frame guards that conform to the following requirements of regulatory agencies and the quality control of IPC Door and Wall Protection Systems, InPro Corporation.

1. Fire Performance Characteristics: Provide UL Classified door frame guards conforming with NFPA Class A fire rating. Surface burning characteristics, as determined by UL-723 (ASTM E-84), for sheet material installed with 3M Fastbond 30, shall be flame spread of 10 and smoke development of 95 - 140 for .040" (1mm) thick material or flame spread of 15 and smoke development of 300 for .060" (1.5mm) thick material. Provide ULC (Canada) listed door frame guards conforming to the requirements of the National Building Code of Canada 1990, Subsection 3.1.13. Surface burning characteristics, as determined by CAN/ULC-S102.2, shall be flame spread of 15 and smoke developed of 35.
2. Fire Performance Characteristics: Provide UL Classified Cladding Material for fire door and fire door frames intended for application on listed door frames used with hollow metal and steel covered composite type fire doors rated up to 3 hours in accordance with UL 10B. Provide cUL (Canada accepted) Cladding Material intended for application on listed fire doors frames used on hollow metal and steel composite type fire doors rated up to 3 hours in accordance with CAN4-S104-M80.
3. Fire Performance Characteristics: Provide UL Classified Cladding Material for doors and door frames intended for application on classified door frames used with wood composite and wood core type fire doors rated up to 1 1/2 hours in accordance with UL 10B. Provide cUL (Canada accepted) Cladding Material intended for application on classified wood composite and wood core type fire doors rated up to 1 1/2 hours in accordance with CAN4-S104-M80.
4. Self Extinguishing: Provide door frame guards with a CC1 classification, as tested in accordance with the procedures specified in ASTM D-635-74, Standard Test Method for Rate of Burning and/or Extent and Time of Burning of Self-Supporting plastics in a Horizontal Position, as referenced in UBC 52-4-1988.
5. Provide sheet materials that have been tested and results filed in compliance with article 15, part 1120 of the New York State uniform fire prevention and building code. DOS # 09960-930504-4001.
6. Impact Strength: Provide rigid vinyl sheet materials that have an Impact Strength of 30.4 ft-lbs/inch of thickness as tested in accordance with the procedures specified in ASTM D-256-90b, Impact Resistance of Plastics.
7. Chemical and Stain Resistance: Provide door frame guards that show resistance to stain when tested in accordance with applicable provisions of ASTM D-543.
8. Fungal and Bacterial Resistance: Provide rigid vinyl that does not support fungal or bacterial growth as tested in accordance with ASTM G-21 and ASTM G-22.
9. Color Consistency: Provide components matched in accordance with SAE J-1545 - (Delta E) with a color difference no greater than 1.0 units using CIE Lab, CIE CMC, CIE LCh, Hunter Lab or similar color space scale systems.

1.05 SUBMITTALS

- A. Product Data: Manufacturer's printed product data for each type of door frame guard specified.
- B. Detail Drawings: Mounting details with the appropriate adhesives for specific project substrates.
- C. Samples: Verification samples of door frame guard, 8" (203mm) long, of each type and color indicated.

D. Manufacturer's Installation Instruction: Printed installation instructions for door frame guards.

1.06 DELIVERY, STORAGE AND HANDLING

- A. Deliver materials in unopened factory packaging to the jobsite
- B. Inspect materials at delivery to assure that specified products have been received.
- C. Store in original packaging in a climate controlled location away from direct sunlight.

1.07 PROJECT CONDITIONS

A. Environmental Requirements: Products must be installed in an interior climate controlled environment.

1.08 WARRANTY

A. Standard IPC Limited Lifetime Warranty against material and manufacturing defects.

PART 2 - PRODUCTS

2.01 MANUFACTURER

A. Acceptable Manufacturer: IPC Door and Wall Protection Systems, InPro Corporation, PO Box 406 Muskego, WI 53150 USA; Telephone: 800-222-5556, Fax: 414-679-9127, Internet address: <http://www.inprocorp.com>

B. Substitutions: Not permitted

C. Provide all door frame guards and wall protection from a single source.

2.02 MANUFACTURED UNITS

A. Door Frame Guards

1. Custom Formed Door Frame Guards, Rigid Vinyl

Model,	Description
--------	-------------

400C,	3' high, up to 12" width
-------	--------------------------

399C,	3' high, over 12" width
-------	-------------------------

398C,	3' - 4' high, up to 12" width
-------	-------------------------------

397C,	3' - 4' high, over 12" width
-------	------------------------------

396C,	4' - 8' high, over 12" width
-------	------------------------------

395C,	4' - 8' high, up to 12" width
-------	-------------------------------

Thickness - .040" or .060"

Profile - Custom (specify), maximum of 12 bends per door frame guard

2. Vacuum Formed Door Frame Guards, with hospital/mop stop, Rigid Vinyl

Model,	Description
--------	-------------

400,	3' high, up to 12" width
------	--------------------------

399,	3' high, over 12" width
------	-------------------------

398,	3' - 4' high, up to 12" width
------	-------------------------------

397,	3' - 4' high, over 12" width
------	------------------------------

396,	4' - 7' high, over 12" width
------	------------------------------

395,	4' - 7' high, up to 12" width
------	-------------------------------

Pre-formed thickness - .040" or .060"

Profile - Custom (specify)

Optional lip bend - minimum 7/16" length, (must be formed from .060" sheet)

2.03 MATERIALS

A. Vinyl: Door frame guards shall be manufactured from chemical and stain resistant polyvinyl chloride with the addition of impact modifiers. No plasticizers shall be added (plasticizers may aid in bacterial growth).

2.04 FINISHES

A. Colors or patterns of the door frame guards to be selected by the architect from the IPC finish selection. Surface shall have a hair-cell texture.

PART 3 - EXECUTION

3.01 EXAMINATION

A. Examine areas and conditions in which the door frame guard systems will be installed.

1. Complete all finishing operations, including painting, before beginning installation of door frame guard system materials.

B. Hollow metal frame shall be dry and free from dirt, grease and loose paint.

3.02 PREPARATION

A. General: Prior to installation, clean substrate to remove dust and debris.

3.03 INSTALLATION

A. General: Locate the door frame guard as indicated on the approved detail drawing for the appropriate substrate and in compliance with the IPC installation instructions. Install door frame guard level and plumb at the height indicated on the drawings.

B. Installation of Custom Vacuum Formed Vinyl Door Frame Guard

1. Adhere to substrate with Fastbond 30, a nonflammable, high strength, water-dispersed contact adhesive, with very little odor. Smooth roll surface.

3.04 CLEANING

A. At completion of the installation, clean surfaces in accordance with the IPC clean-up and maintenance instructions.

P.O. Box 406 · Muskego, Wisconsin 53150 USA

www.inprocorp.com

Nationwide 800.222.5556/Fax 888.715.8407

International Sales 262.679.5521 / Fax 262.679.5524

